


NOTES FOR LX TEAM
 All ETC Source 4s are 750w unless otherwise noted.
 If fixture placement is obstructed by architecture not accounted for by designer, please hang at next closest position and tell the design team about the change.
 Floor mounted units TBD by designer during hang.
 "TM" in the color slot of lights represents R132.
 Please have extra cans of R132 for focus.

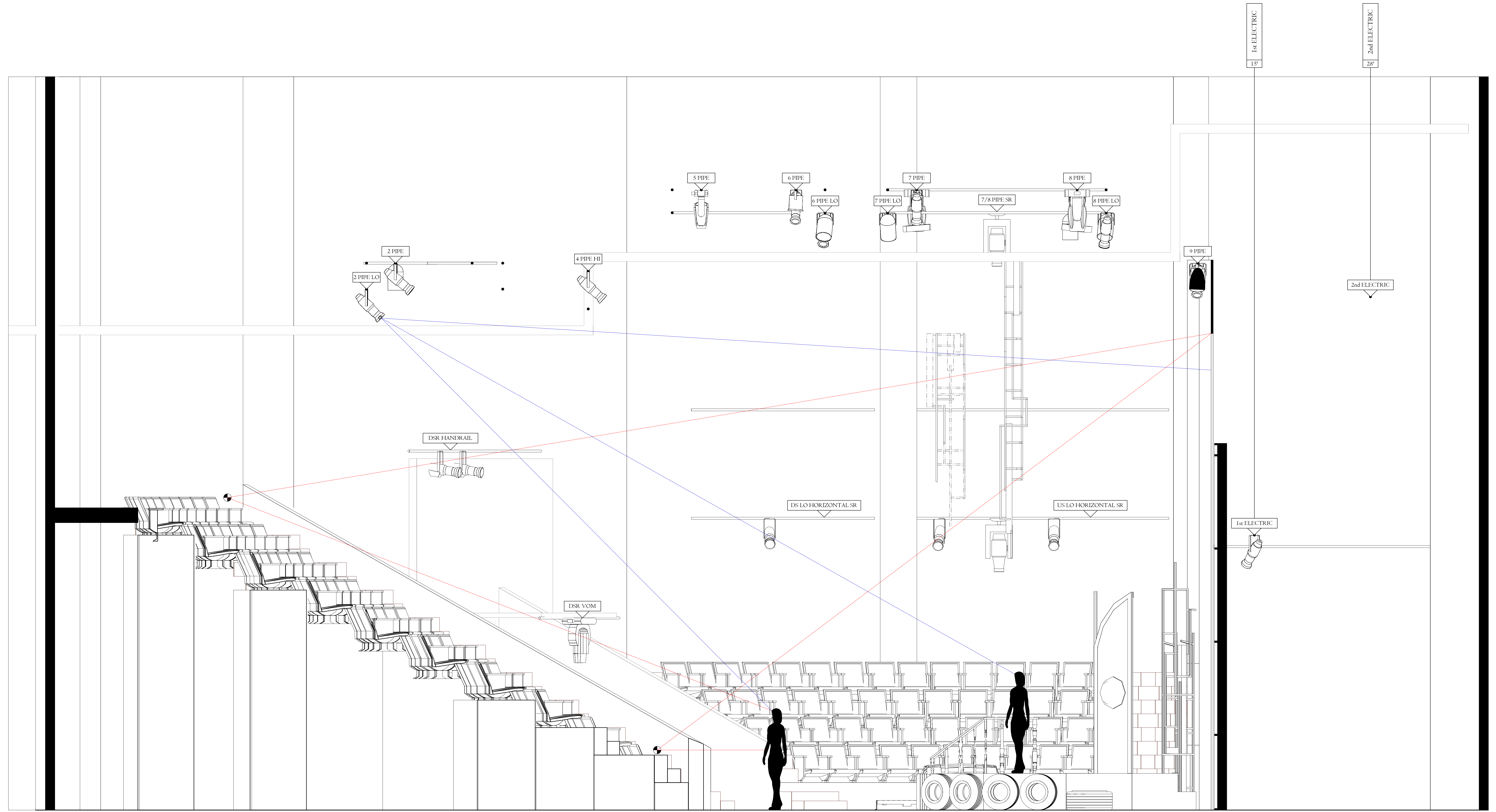
KEY

	COLOR		BARRETT		GOBO		19" ETC SOURCE 4		26" ETC SOURCE 4		50" ETC SOURCE 4		VARI-LITE VL1000 1SD		VARI-LITE VL2500 SPOT		VARI-LITE VLX WASH		CHALVET MAVERICK FORCE X SPOT		ROSCO VAPOR
	UNIT NUMBER		WATTAGE		DIMMER		CHANNEL		26" ETC SOURCE 4 LUSTR		ALTMAN PAR64 WFL		ALTMAN PAR64 WFL		ALTMAN PAR64 WFL		ALTMAN PAR64 WFL		ALTMAN PAR64 WFL		ALTMAN PAR64 WFL

NOTICE
 THIS DRAWING REPRESENTS VISUAL CONCEPTS AND CONSTRUCTION SUGGESTIONS ONLY AND DOES NOT REPLACE THE KNOWLEDGE AND ADVICE OF A LICENSED STRUCTURAL ENGINEER. THE DESIGNER AND HIS ASSISTANTS ARE UNQUALIFIED TO DETERMINE THE STRUCTURAL APPROPRIATENESS OF THIS DESIGN, AND WILL NOT ASSUME RESPONSIBILITY FOR IMPROPER ENGINEERING OR USE.

MR. BURNS
A POST ELECTRIC PLAY
 LIGHTING PLOT
 SCALE: 1/2"=1'-0"
 REVISED: 2/26/2026
 RAYMOND HODGES THEATRE
 DIRECTOR: PAUL TARAKS
 LIGHTING DESIGNER: WYATT HOFFETT
 COSTUME DESIGNER: SAMY FRENCH
 SCENE DESIGN: CASEY LOCKE
 SOUND DESIGN: JUSTICE CRAIG
 TECHNICAL DIRECTOR: SOPHIE SOLOMON







NOTES FOR LX TEAM
 Model is 5' 6" tall

NOTICE
 THIS DRAWING REPRESENTS VISUAL CONCEPTS AND CONSTRUCTION SUGGESTIONS ONLY AND DOES NOT REPLACE THE KNOWLEDGE AND ADVICE OF A LICENSED STRUCTURAL ENGINEER. THE DESIGNER AND HIS ASSISTANTS ARE UNQUALIFIED TO DETERMINE THE STRUCTURAL APPROPRIATENESS OF THIS DESIGN, AND WILL NOT ASSUME RESPONSIBILITY FOR IMPROPER ENGINEERING OR USE.

MR. BURNS
A POST ELECTRIC PLAY
 SECTION VIEW
 SCALE: 1/2"=1'-0"
 REVISED: 2/26/2026
 RAYMOND HODGES THEATRE
 DIRECTOR: PAUL TAKACS
 LIGHTING DESIGN: WYATT ANDRETT
 COSTUME DESIGN: SAM FRENCH
 SCENIC DESIGN: CASEY LOCKELEDGE
 SOUND DESIGN: JUSTICE CRAIG
 TECHNICAL DIRECTOR: SOPHIE SOLOMON
 PAGE -2- OF 10






NOTES FOR LX TEAM
 © Model is 5'6" tall

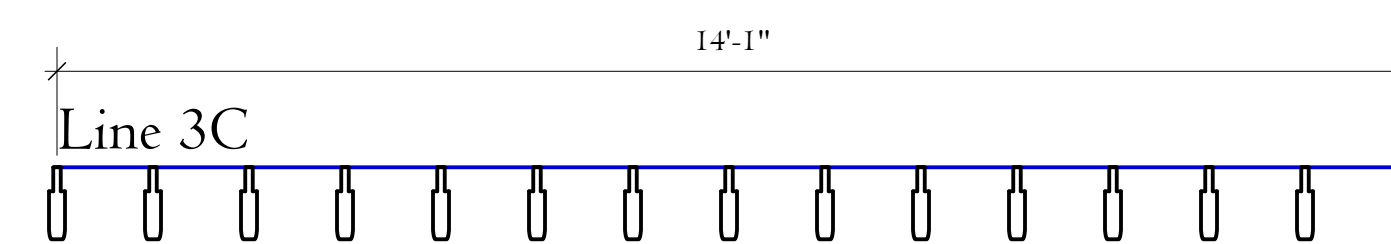
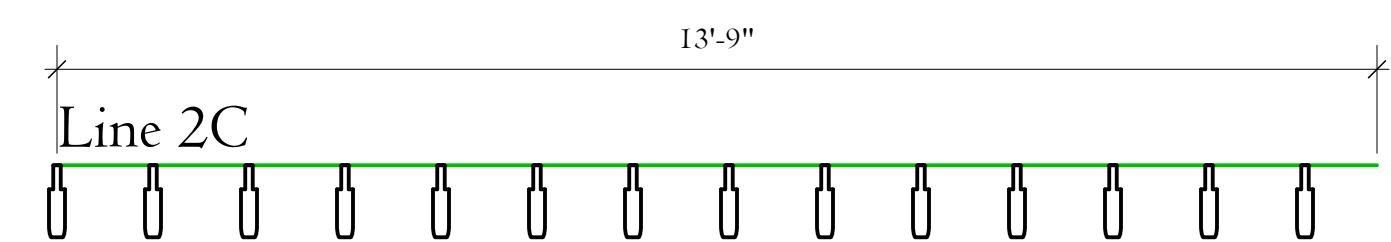
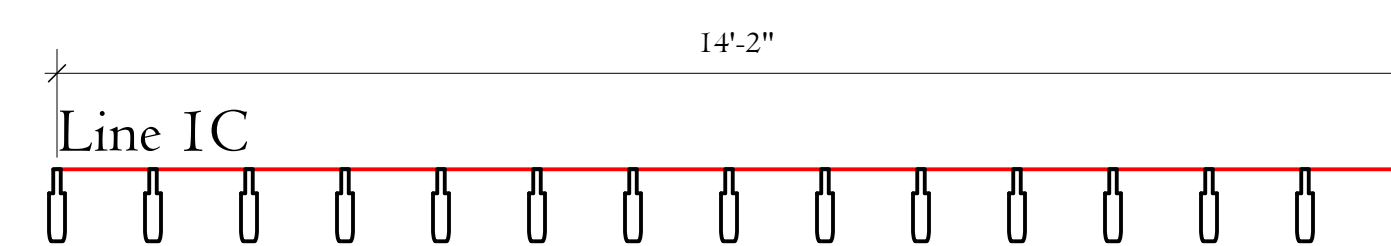
NOTICE
 THIS DRAWING REPRESENTS VISUAL CONCEPTS AND CONSTRUCTION SUGGESTIONS ONLY AND DOES NOT REPLACE THE KNOWLEDGE AND ADVICE OF A LICENSED STRUCTURAL ENGINEER. THE DESIGNER AND HIS ASSISTANTS ARE UNQUALIFIED TO DETERMINE THE STRUCTURAL APPROPRIATENESS OF THIS DESIGN, AND WILL NOT ASSUME RESPONSIBILITY FOR IMPROPER ENGINEERING OR USE.

MR. BURNS
A POST ELECTRIC PLAY
 FRONT ELEVATION
 SCALE: 1/2" = 1'-0" REVISED: 2/26/2026
 RAYMOND HODGES THEATRE
 DIRECTOR: PAUL TAKACS
 LIGHTING DESIGN: WYATT MOFFETT
 COSTUME DESIGN: SAM FRENCH
 SCENIC DESIGN: CASEY LOCKLEDGE
 SOUND DESIGN: JUSTICE CRAIG
 TECHNICAL DIRECTOR: SOPHIE SOLOMON
 PAGE -3- OF 10





RIGHT VIEW



Line 1C will have APPROXIMATELY 15 practical lights.

Line 2C will have APPROXIMATELY 14 practical lights.

Line 3C will have APPROXIMATELY 15 practical lights.

Each line will be 9/16(?) Aircraft cable. They will be suspended from one hanging stalagmite and one deck mounted stalagmite scenic element. The hanging stalagmite will sit somewhere between 7 and 8 pipe. The deck mounted stalagmite will be by the audience staircase up stage right. The installation of both the stalagmites and the aircraft cable will be done by the scene shop, but please communicate with them on when we can install our lights.



I made this crude bottle to represent a 20oz PET plastic bottle which is similar to the ones provided by the scene shop. Please double check all measurements of actually acquire hanging bottle practicals, as they will be different shapes and sizes as according to the scenic designer.

It was decided by the scenic team that a hanging bottle or tin can (ergo light) will be placed every foot along the line.

Each bottle will have an LED inside of it that has RGB and Amber color. No color mixing is necessary. I would like the ability to control each unit individually. If individual control of each bottle is not possible, then each line will be an individual channel. Each LED needs to be small enough to fit, at minimum, within a 28mm diameter neck of a bottle. Please double check the scenic inventory for minimum and maximum sizes of hanging bottle practicals.

These units are not on the paperwork yet, so no channeling information has been assigned.





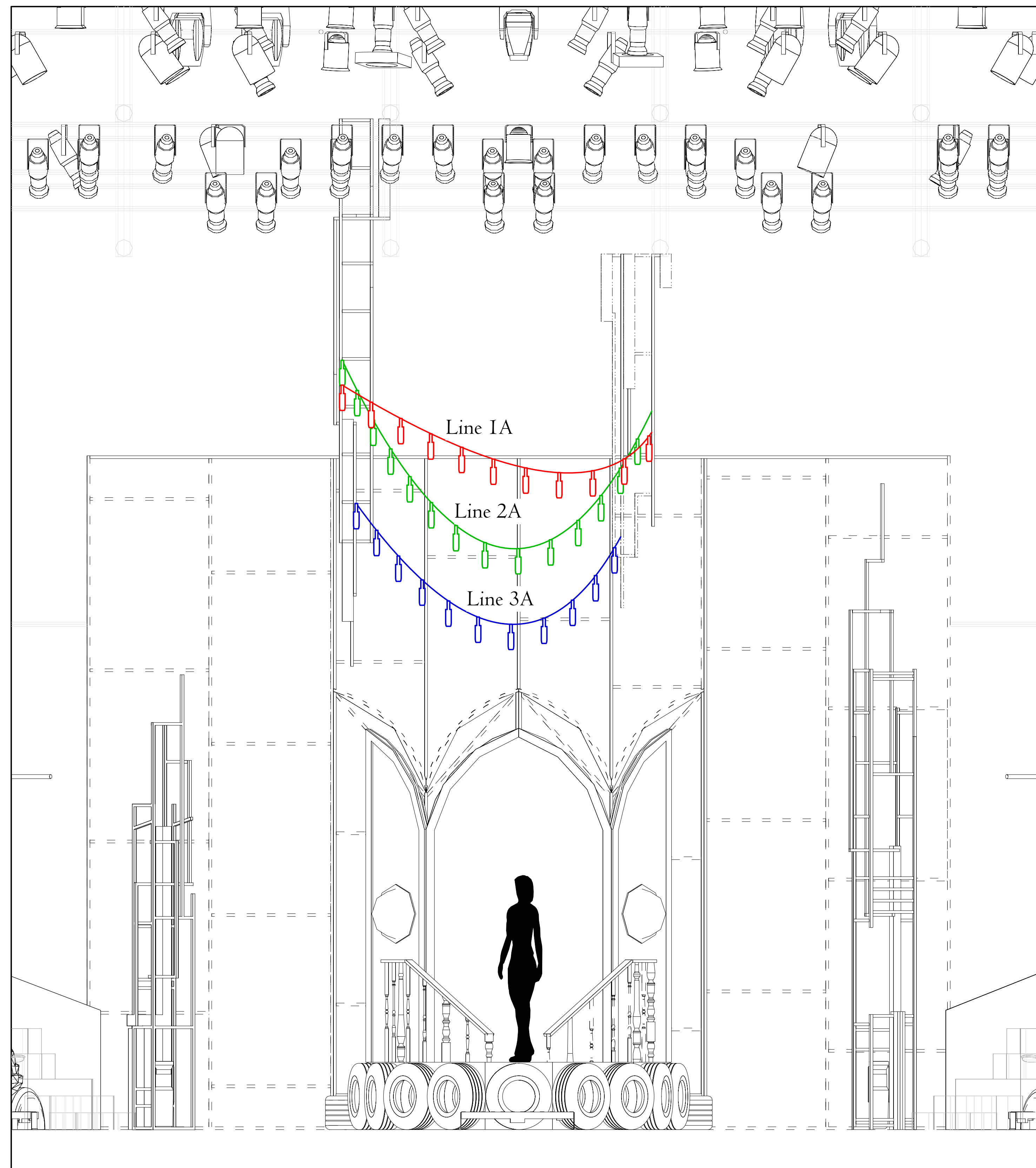
Image is pulled directly from the final color renders of the scenic design. Image is supposed to show the droop of the stage right 3 hanging bottle light practicals.

NOTES FOR LX TEAM
 Notes are posted within the drafting space.

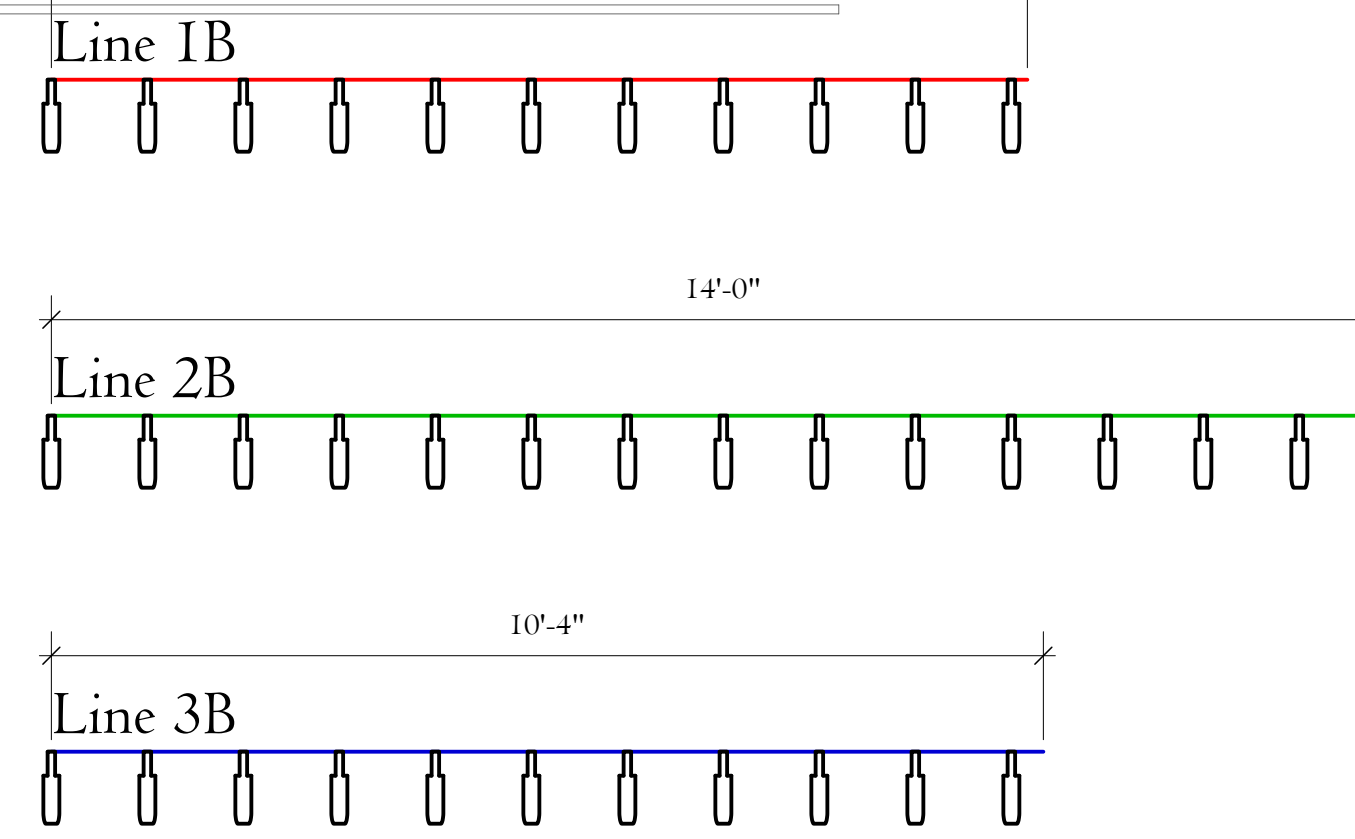
NOTICE
 THIS DRAWING REPRESENTS VISUAL CONCEPTS AND CONSTRUCTION SUGGESTIONS ONLY AND DOES NOT REPLACE THE KNOWLEDGE AND ADVICE OF A LICENSED STRUCTURAL ENGINEER. THE DESIGNER AND HIS ASSISTANTS ARE UNQUALIFIED TO DETERMINE THE STRUCTURAL APPROPRIATENESS OF THIS DESIGN, AND WILL NOT ASSUME RESPONSIBILITY FOR IMPROPER ENGINEERING OR USE.

MR. BURNS
A POST ELECTRIC PLAY
 STAGE RIGHT HANGING BOTTLE LIGHT PRACTICAL
 SCALE: 1/2"=1'-0"
 REVISED: 2/26/2026
 RAYMOND HODGES THEATRE
 DIRECTOR: PAUL TAKACS
 LIGHTING DESIGN: WYATT MOFFETT
 COSTUME DESIGN: SAM FRENCH
 SCENIC DESIGN: CASEY LOCKLEDGE
 SOUND DESIGN: JUSTICE CRAIG
 TECHNICAL DIRECTOR: SOPHIE SOLOMON
 PAGE -4- OF 10





FRONT VIEW

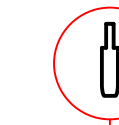


Line 1B will have APPROXIMATELY 11 practical lights.

Line 2B will have APPROXIMATELY 14 practical lights.

Line 3B will have APPROXIMATELY 11 practical lights.

Each line will be 9/16(?) Aircraft cable. They will be suspended from the hanging stalagmite scenic element that sits between 7 and 8 pipes. The installation of both the stalagmites and the aircraft cable will be done by the scene shop, but please communicate with them on when we can install our lights.



I made this crude bottle to represent a 20oz PET plastic bottle which is similar to the ones provided by the scene shop. Please double check all measurements of actually acquire hanging bottle practicals, as they will be different shapes and sizes as according to the scenic designer.

It was decided by the scenic team that a hanging bottle or tin can (ergo light) will be placed every foot along the line.

Each bottle will have an LED inside of it that has RGB and Amber color. No color mixing is necessary. I would like the ability to control each unit individually. If individual control of each bottle is not possible, then each line will be an individual channel. Each LED needs to be small enough to fit, at minimum, within a 28mm diameter neck of a bottle. Please double check the scenic inventory for minimum and maximum sizes of hanging bottle practicals.

These units are not on the paperwork yet, so no channeling information has been assigned.





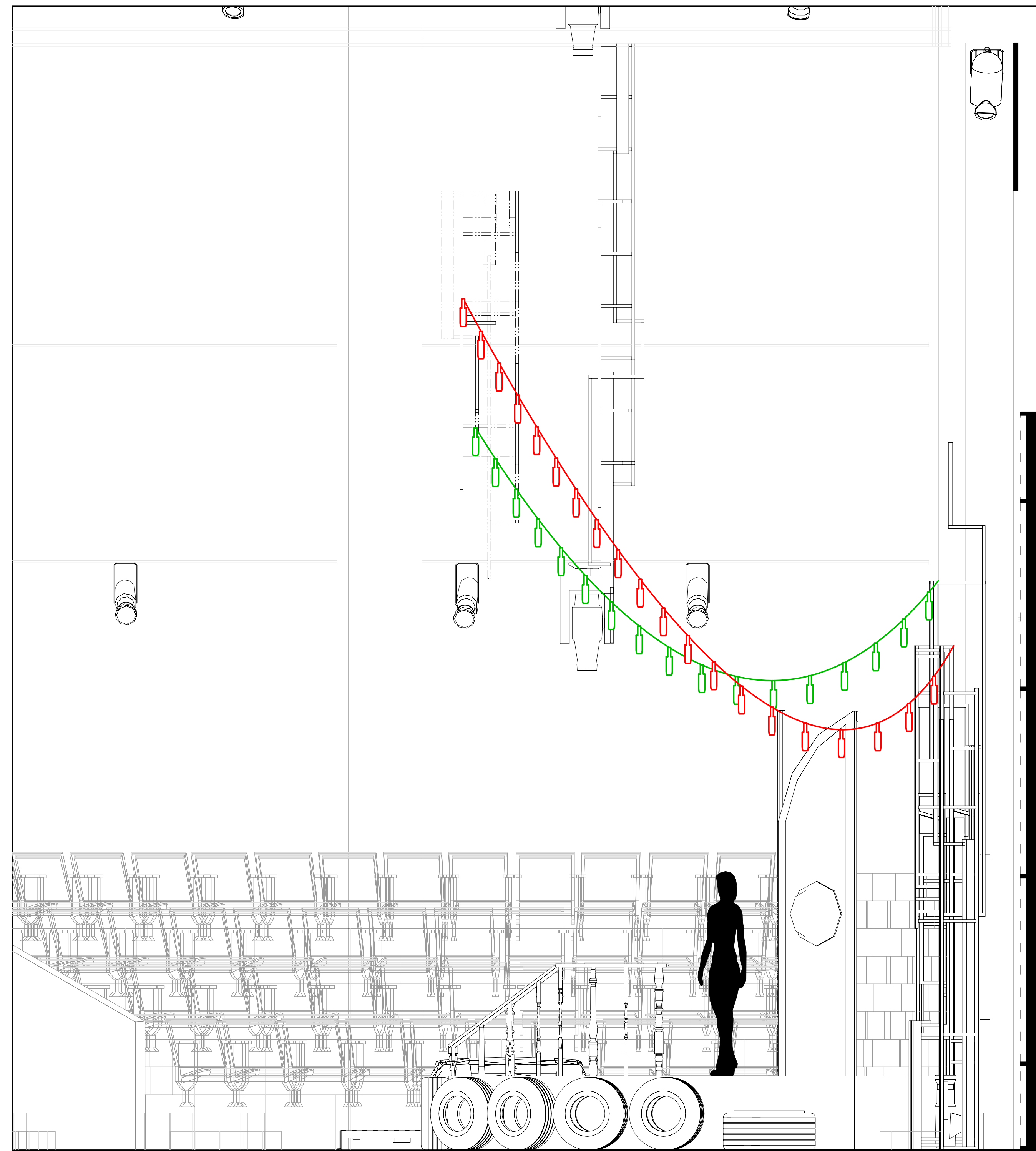
Image is pulled directly from the final color renders of the scenic design
Image is supposed to show the droop of the downstage 3 bottle light practicals.

NOTES FOR LX TEAM
 ☐ Notes are posted within the drafting space.
 ☐
 ☐
 ☐

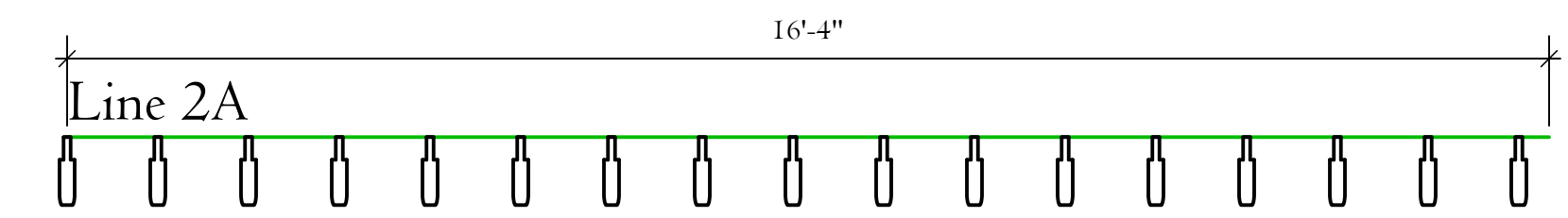
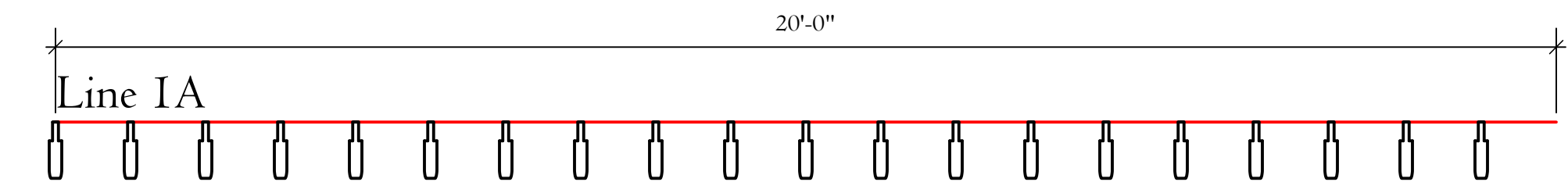
NOTICE
 THIS DRAWING REPRESENTS VISUAL CONCEPTS AND CONSTRUCTION SUGGESTIONS ONLY AND DOES NOT REPLACE THE KNOWLEDGE AND ADVICE OF A LICENSED STRUCTURAL ENGINEER. THE DESIGNER AND HIS ASSISTANTS ARE UNQUALIFIED TO DETERMINE THE STRUCTURAL APPROPRIATENESS OF THIS DESIGN, AND WILL NOT ASSUME RESPONSIBILITY FOR IMPROPER ENGINEERING OR USE.

MR. BURNS
A POST ELECTRIC PLAY
 DOWN STAGE HANGING BOTTLE LIGHT PRACTICAL
 SCALE: 1/2"=1'-0"
 REVISED: 2/8/2026
 RAYMOND HODGES THEATRE
 DIRECTOR: PAUL TAKACS
 LIGHTING DESIGN: WYATT MOFFETT
 COSTUME DESIGN: SAM FRENCH
 SCENIC DESIGN: CASEY LOCKLEDGE
 SOUND DESIGN: JUSTICE CRAIG
 TECHNICAL DIRECTOR: SOPHIE SOLOMON
 PAGE -5- OF 11





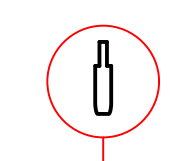
LEFT VIEW



Line 1A will have APPROXIMATELY 20 practical lights.

Line 2A will have APPROXIMATELY 17 practical lights.

Each line will be 9/16(?) Aircraft cable. They will be suspended from one hanging stalagmite and one deck mounted stalagmite scenic element. The hanging stalagmite will sit somewhere between 7 and 8 pipe. The deck mounted stalagmite will be by the audience staircase up stage left. The installation of both the stalagmites and the aircraft cable will be done by the scene shop, but please communicate with them on when we can install our lights.



I made this crude bottle to represent a 20oz PET plastic bottle which is similar to the ones provided by the scene shop. Please double check all measurements of actually acquire hanging bottle practicals, as they will be different shapes and sizes as according to the scenic designer.

It was decided by the scenic team that a hanging bottle or tin can (ergo light) will be placed every foot along the line.

Each bottle will have an LED inside of it that has RGB and Amber color. No color mixing is necessary. I would like the ability to control each unit individually. If individual control of each bottle is not possible, then each line will be an individual channel. Each LED needs to be small enough to fit, at minimum, within a 28mm diameter neck of a bottle. Please double check the scenic inventory for minimum and maximum sizes of hanging bottle practicals.

These units are not on the paperwork yet, so no channeling information has been assigned.

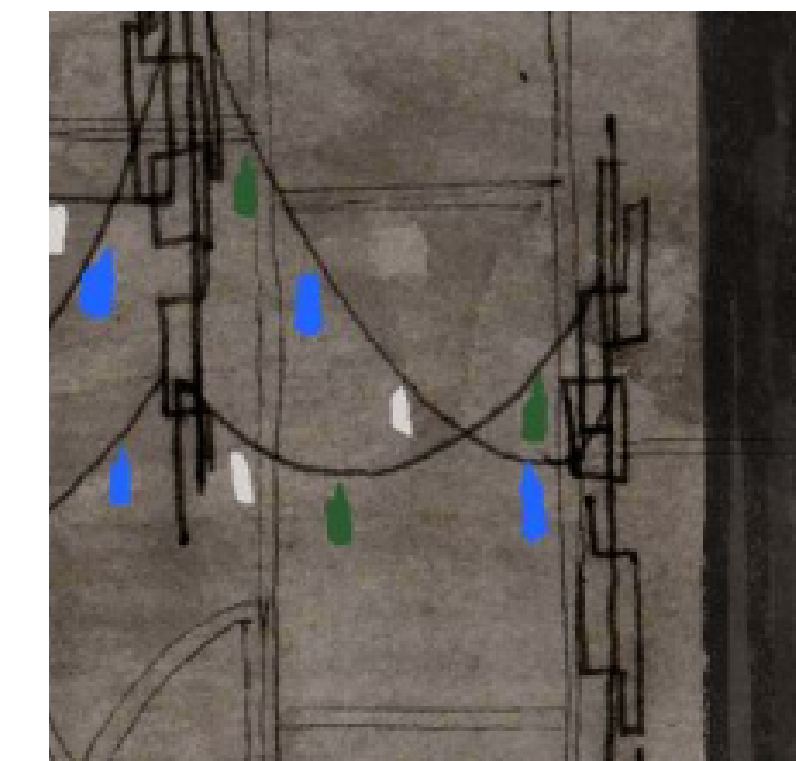



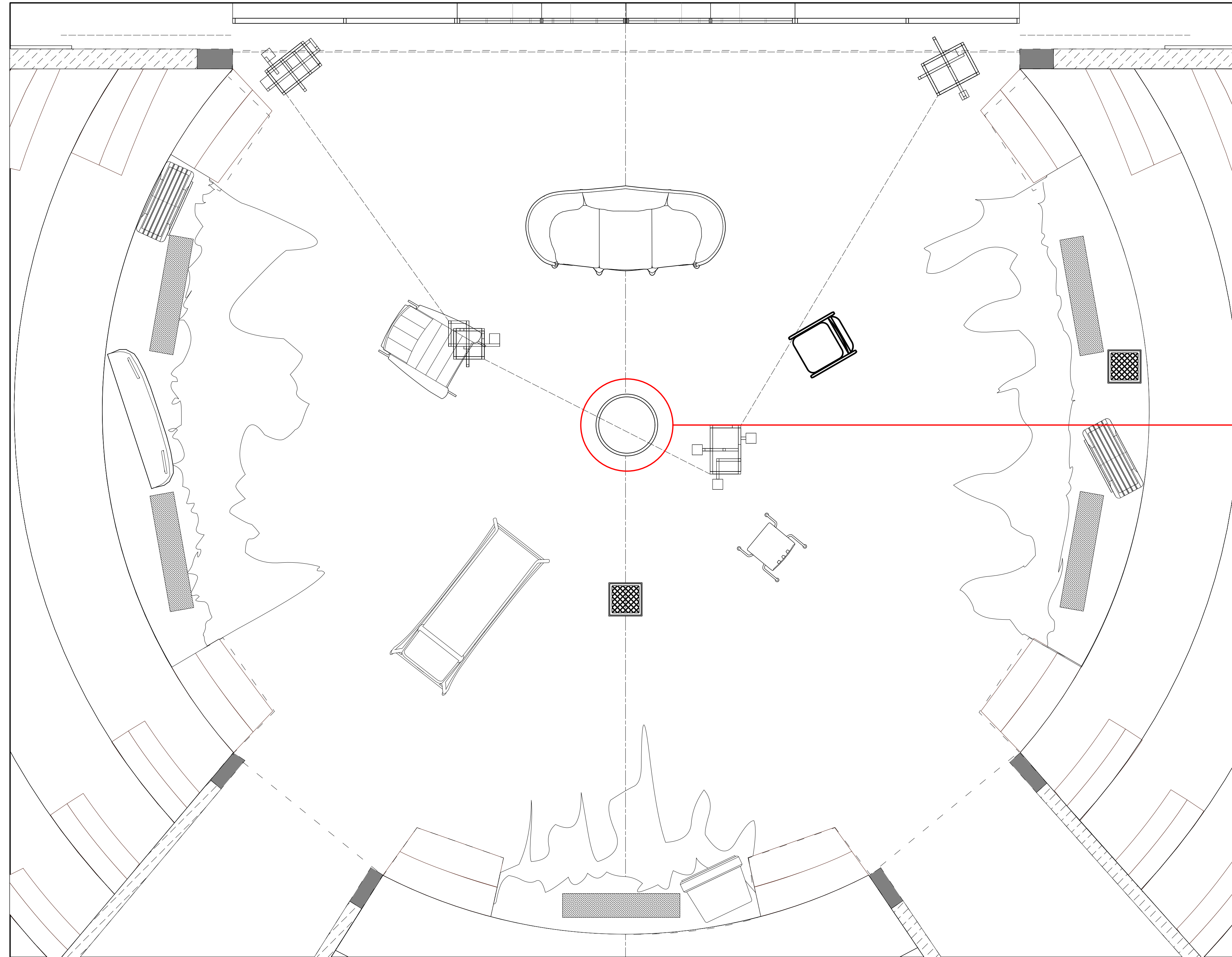
Image is pulled directly from the final color renders of the scenic design. Image is supposed to show the droop of the stage left 2 hanging bottle light practicals.

NOTES FOR LX TEAM
 □ Notes are posted within the drafting space.
 □
 □
 □

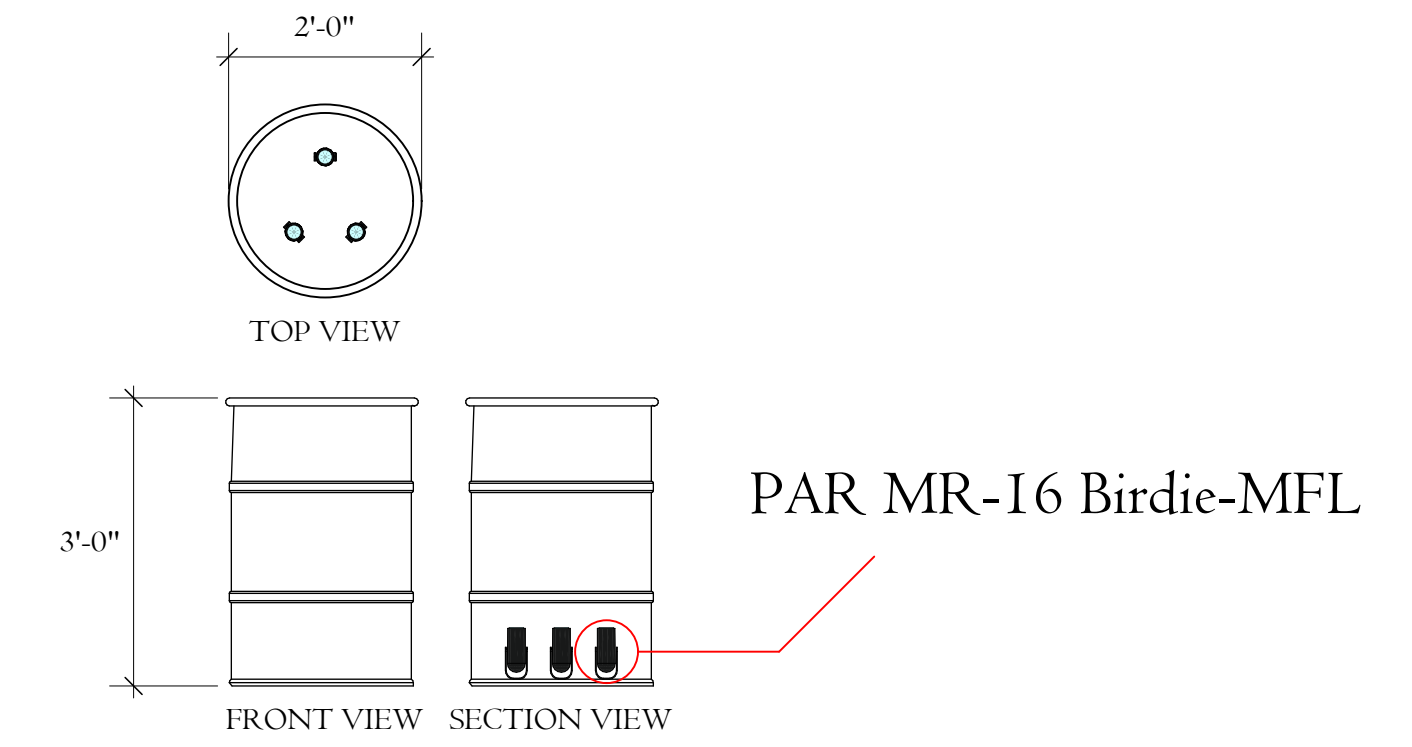
NOTICE
 THIS DRAWING REPRESENTS VISUAL CONCEPTS AND CONSTRUCTION SUGGESTIONS ONLY AND DOES NOT REPLACE THE KNOWLEDGE AND ADVICE OF A LICENSED STRUCTURAL ENGINEER. THE DESIGNER AND HIS ASSISTANTS ARE UNQUALIFIED TO DETERMINE THE STRUCTURAL APPROPRIATENESS OF THIS DESIGN, AND WILL NOT ASSUME RESPONSIBILITY FOR IMPROPER ENGINEERING OR USE.

MR. BURNS
A POST ELECTRIC PLAY
 STAGE LEFT HANGING BOTTLE LIGHT PRACTICAL
 SCALE: 1/2"=1'-0"
 REVISED: 2/8/2026
 RAYMOND HODGES THEATRE
 DIRECTOR: PAUL TAKACS
 LIGHTING DESIGN: WYATT MOFFETT
 COSTUME DESIGN: SAM FRENCH
 SCENIC DESIGN: CASEY LOCKLEDGE
 SOUND DESIGN: JUSTICE CRAIG
 TECHNICAL DIRECTOR: SOPHIE SOLOMON





PLAN VIEW



These units need to have wireless power and data. It sits onstage for the preshow and all of act one then needs to be moved offstage. The fixtures will be PAR MR-I6 Birdie-MFL or equivalent please.

Color TBD based on house inventory. It will be a red, orange, and yellow. These units are not on the paperwork yet, so no channeling information has been assigned. The oil barrel scenic element will be provided by the scenic shop. Exact dimensions are not known yet as the element has not been acquired. These measurements are pulled from the scenic designer's drafting.



Oil barrel images pulled directly from the scenic moodboard and color renderings

NOTES FOR LX TEAM

Notes are posted within the drafting space.

- ☐
- ☐
- ☐
- ☐

NOTICE

THIS DRAWING REPRESENTS VISUAL CONCEPTS AND CONSTRUCTION SUGGESTIONS ONLY AND DOES NOT REPLACE THE KNOWLEDGE AND ADVICE OF A LICENSED STRUCTURAL ENGINEER. THE DESIGNER AND HIS ASSISTANTS ARE UNQUALIFIED TO DETERMINE THE STRUCTURAL APPROPRIATENESS OF THIS DESIGN, AND WILL NOT ASSUME RESPONSIBILITY FOR IMPROPER ENGINEERING OR USE.

**MR. BURNS
A POST ELECTRIC PLAY**
OIL BARREL PRATICAL

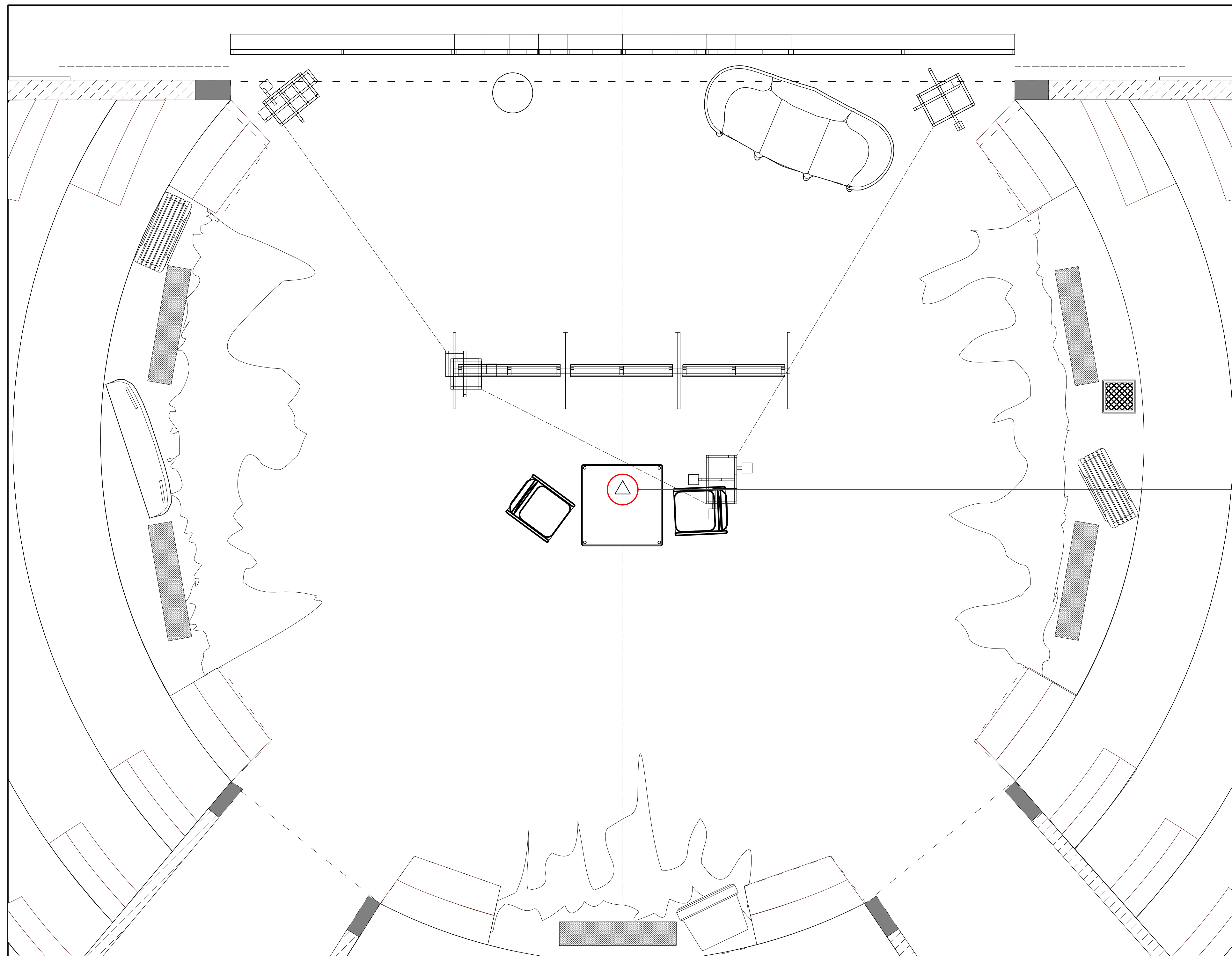
SCALE: 1/2"=1'-0" REVISED: 2/8/2026

RAYMOND HODGES THEATRE

DIRECTOR: PAUL TAKACS
LIGHTING DESIGN: WYATT MOFFETT
COSTUME DESIGN: SAM FRENCH
SCENIC DESIGN: CASEY LOCKLEDGE
SOUND DESIGN: JUSTICE CRAIG
TECHNICAL DIRECTOR: SOPHIE SOLOMON

PAGE
-7-
OF 11





PLAN VIEW

Height: 30.71 in (78 cm) Width: 6.3 in (16 cm)



The lamp inside this unit should be powered by a 9v battery(ies) and should be an LED candelabra bulb or similar. Needs an white glow.

I would like this unit to be powered by 9v battery(ies) that would sit on top of the base of the light.

This unit will need wireless power but no data. I would like the actors to have the ability to turn this unit on and off within the world.

The FBI lamp scenic element will be provided by the scenic shop. Exact dimensions are not known yet as the element has not been acquired. These measurements are pulled from the internet.

These units are not on the paperwork yet, so no channeling information has been assigned.



Image is pulled directly from the final color renders of the scenic design. The practical light is not present in the final color renders.

NOTES FOR LX TEAM

Notes are posted within the drafting space.

NOTICE

THIS DRAWING REPRESENTS VISUAL CONCEPTS AND CONSTRUCTION SUGGESTIONS ONLY AND DOES NOT REPLACE THE KNOWLEDGE AND ADVICE OF A LICENSED STRUCTURAL ENGINEER. THE DESIGNER AND HIS ASSISTANTS ARE UNQUALIFIED TO DETERMINE THE STRUCTURAL APPROPRIATENESS OF THIS DESIGN, AND WILL NOT ASSUME RESPONSIBILITY FOR IMPROPER ENGINEERING OR USE.

MR. BURNS
A POST ELECTRIC PLAY
FBI LAMP PRACTICAL

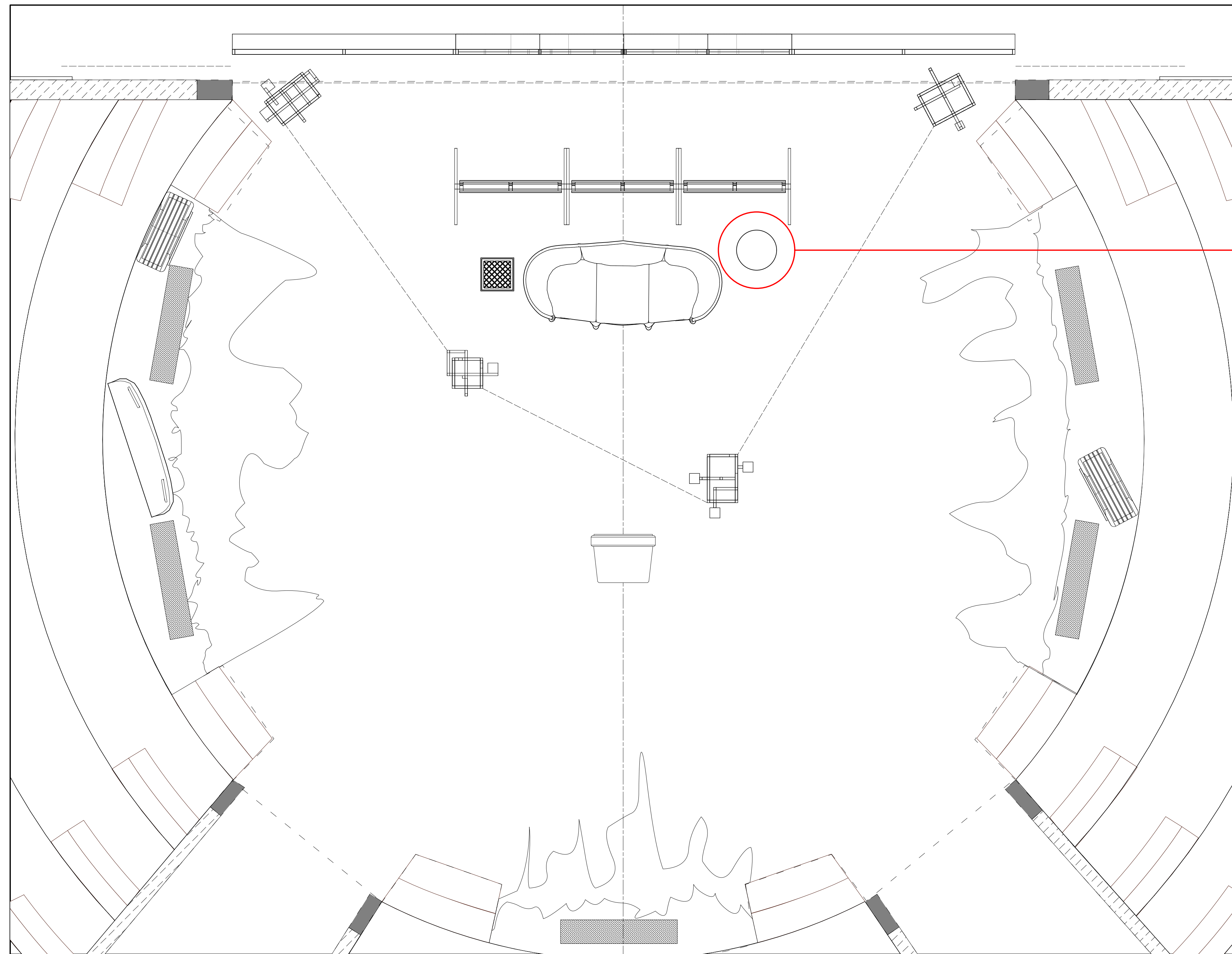
SCALE: 1/2"=1'-0" REVISED: 2/8/2026

RAYMOND HODGES THEATRE

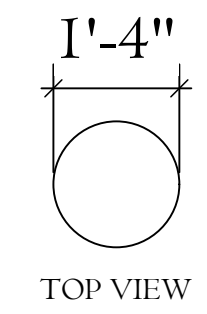
DIRECTOR: PAUL TAKACS
LIGHTING DESIGN: WYATT MOFFETT
COSTUME DESIGN: SAM FRENCH
SCENIC DESIGN: CASEY LOCKLEDGE
SOUND DESIGN: JUSTICE CRAIG
TECHNICAL DIRECTOR: SOPHIE SOLOMON

PAGE
-8-
OF 11

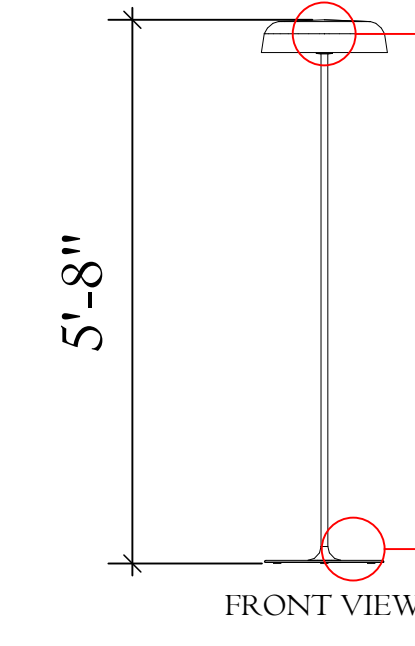




PLAN VIEW



The lamp inside this unit should be powered by a 12v battery and should be a LED A-19 lamp or similar. Needs an amber glow.




I would like this unit to be powered by a 12v battery that would sit on top of the base of the light.

This unit will need wireless power but no data. I would like the actors to have the ability to turn this unit on and off within the world.

The living room lamp scenic element will be provided by the scenic shop. Exact dimensions are not known yet as the element has not been acquired. These measurements are pulled from the drafting.

These units are not on the paperwork yet, so no channeling information has been assigned.




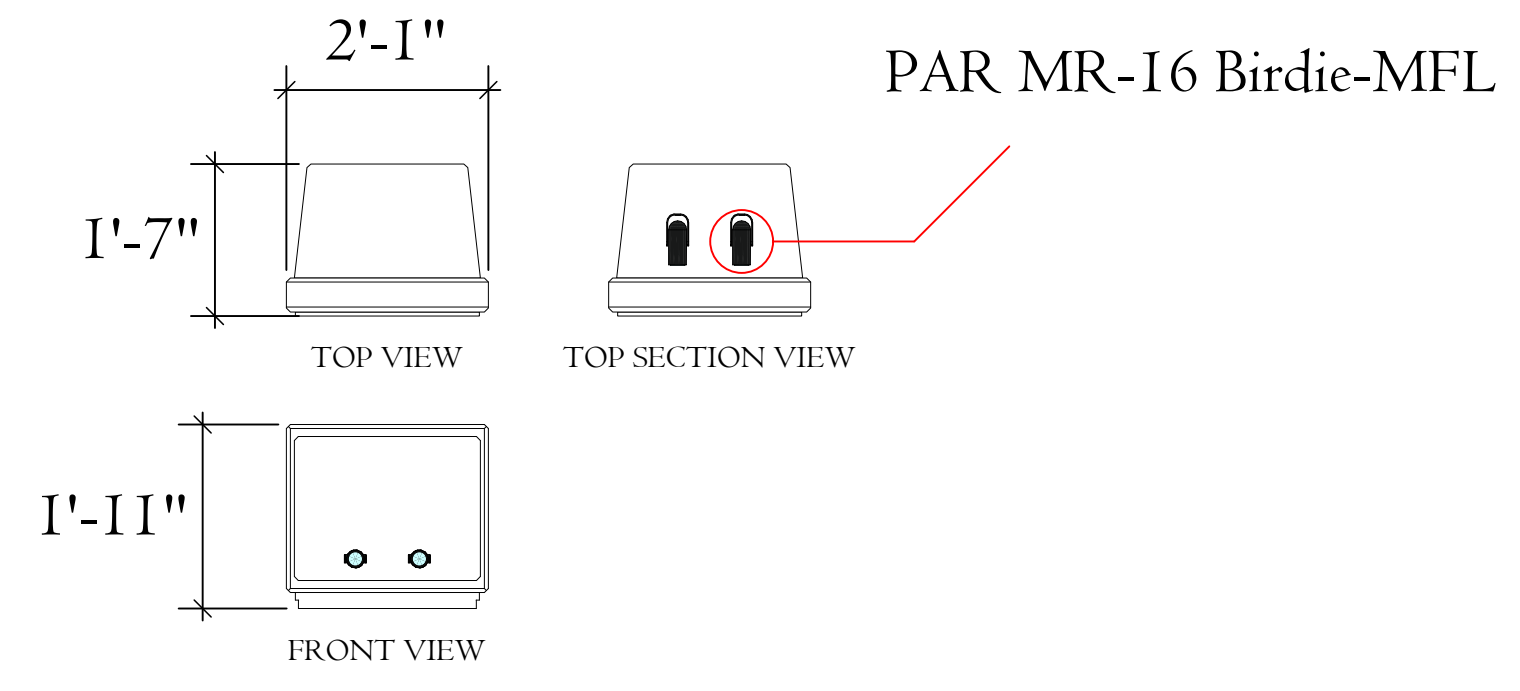
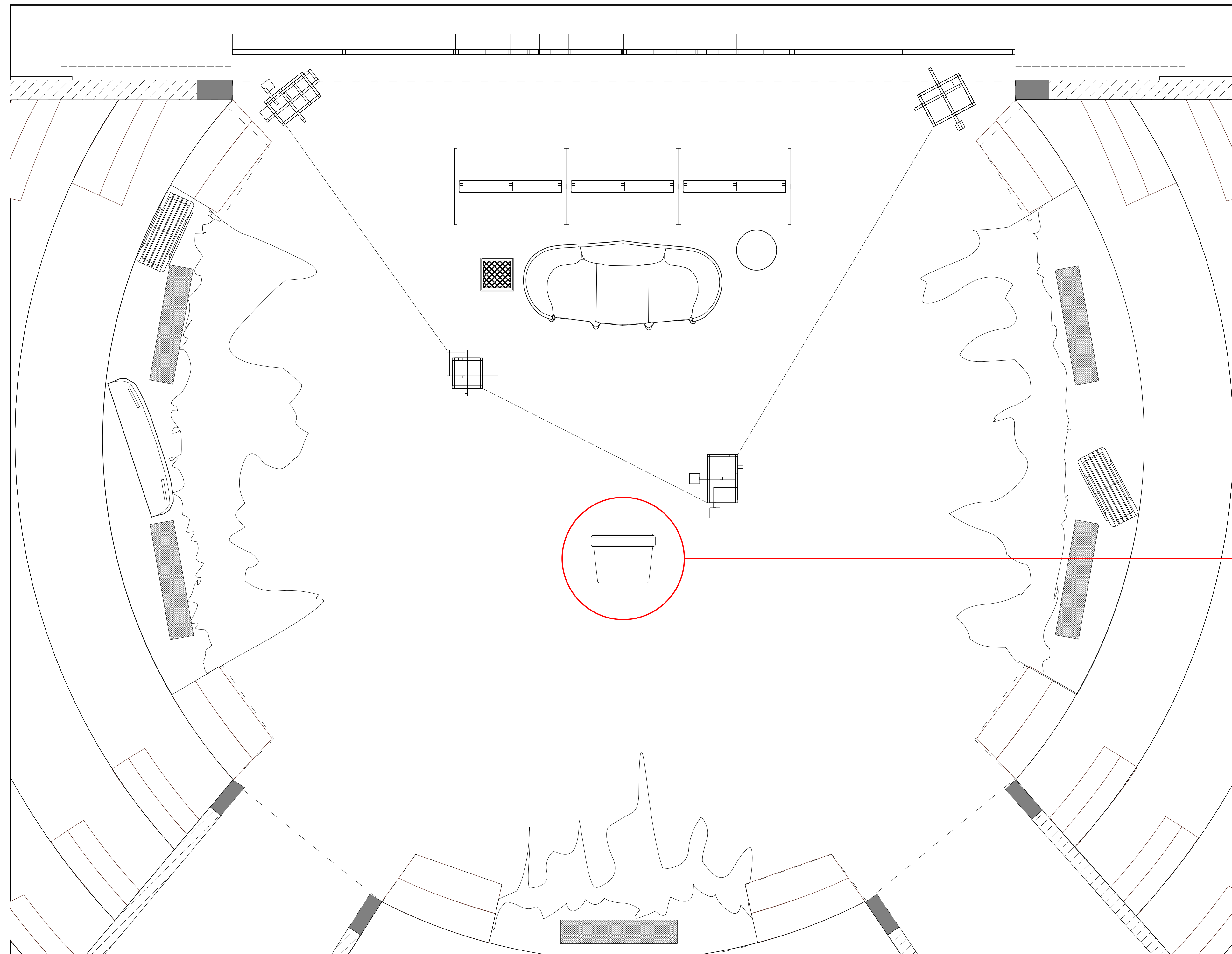
Images above are pulled directly from the final color renders and the mood board of the scenic design.

NOTES FOR LX TEAM
 □ Notes are posted within the drafting space.
 □
 □
 □

NOTICE
 THIS DRAWING REPRESENTS VISUAL CONCEPTS AND CONSTRUCTION SUGGESTIONS ONLY AND DOES NOT REPLACE THE KNOWLEDGE AND ADVICE OF A LICENSED STRUCTURAL ENGINEER. THE DESIGNER AND HIS ASSISTANTS ARE UNQUALIFIED TO DETERMINE THE STRUCTURAL APPROPRIATENESS OF THIS DESIGN, AND WILL NOT ASSUME RESPONSIBILITY FOR IMPROPER ENGINEERING OR USE.

MR. BURNS
A POST ELECTRIC PLAY
 LIVING ROOM STANDING LAMP PRACTICAL.
 SCALE: 1/2"=1'-0" REVISED: 2/8/2026
 RAYMOND HODGES THEATRE
 DIRECTOR: PAUL TAKACS
 LIGHTING DESIGN: WYATT MOFFETT
 COSTUME DESIGN: SAM FRENCH
 SCENIC DESIGN: CASEY LOCKLEDGE
 SOUND DESIGN: JUSTICE CRAIG
 TECHNICAL DIRECTOR: SOPHIE SOLOMON





These units need to have wireless power and data. The fixtures will be PAR MR-16 Birdie-MFL or equivalent please. There will be no gel in either of these units. I would the natural amber glow of a incandescent bulb or similar.

These units are not on the paperwork yet, so no channeling information has been assigned. The TV scenic element will be provided by the scenic shop. Exact dimensions are not known yet as the element has not been acquired. These measurements are pulled from the scenic designer's drafting.

These units are not on the paperwork yet, so no channeling information has been assigned.



PLAN VIEW

Images above are pulled directly from the final color renders and the mood board of the scenic design.

NOTES FOR LX TEAM
 ☐ Notes are posted within the drafting space.
 ☐
 ☐
 ☐

NOTICE
 THIS DRAWING REPRESENTS VISUAL CONCEPTS AND CONSTRUCTION SUGGESTIONS ONLY AND DOES NOT REPLACE THE KNOWLEDGE AND ADVICE OF A LICENSED STRUCTURAL ENGINEER. THE DESIGNER AND HIS ASSISTANTS ARE UNQUALIFIED TO DETERMINE THE STRUCTURAL APPROPRIATENESS OF THIS DESIGN, AND WILL NOT ASSUME RESPONSIBILITY FOR IMPROPER ENGINEERING OR USE.

MR. BURNS
A POST ELECTRIC PLAY
 TV PRACTICAL
 SCALE: 1/2"=1'-0" REVISED: 2/8/2026
 RAYMOND HODGES THEATRE
 DIRECTOR: PAUL TAKACS
 LIGHTING DESIGN: WYATT MOFFETT
 COSTUME DESIGN: SAM FRENCH
 SCENIC DESIGN: CASEY LOCKLEDGE
 SOUND DESIGN: JUSTICE CRAIG
 TECHNICAL DIRECTOR: SOPHIE SOLOMON

